


Instructions for Use: Detachable Handpiece

REF D722

A01134revA0622



Use of Autoclavable Detachable Handpiece

IMPORTANT: Handpieces are not sterile upon receipt and must be sterilized prior to first use as per the instructions below.

To attach the handpiece to the TurboSensor®+ cable, line up the arrow mark on the cable connector to the arrow mark on the handpiece connector and push the two gently together until you hear a click (Figures 1-3). The click indicated the locking mechanism has engaged.

To disconnect the handpiece from the cable, hold the handpiece in an upright position and rotate the quick-lock connector ¼ turn to the left (Figure 4). This will disengage the locking mechanism, so the handpiece can be gently separated from the cable (Figure 5).

Cleaning and Infection Control

- Consult www.CDC.gov for the “Guidelines for Infection Control in Dental Health-Care Settings” and “Statement on Reprocessing Dental Handpieces”.
- **DO NOT AUTOCLAVE THE TURBOSENSOR®+ WITH DETACHABLE HANDPIECE CONTROL UNIT**, as autoclave heat will destroy it. The control unit should be cleaned of debris with a water-damp paper towel, disinfected by wiping with a paper towel that has been saturated with an EPA-registered low-level (HIV/HSV claim) to intermediate-level (tuberculocidal claim) hospital disinfectant, wiped of chemical residue with a water-damp paper towel, and dried. Utilize the surface disinfecting protocol of the disinfectant manufacturer.
- Autoclaving does not remove debris that has accumulated on the handpiece. Failure to adequately remove debris will result in inadequate sterilization. The handpiece must be washed in soap and water manually and rinse the device under warm running water for 30 seconds to remove any external or internal soil or debris. Using a soft soapy cleaning brush to assist in the cleaning, if necessary. Use non-ammoniated detergent or dishwashing soap. Do not use ammoniated cleansers or disinfectants. Rinse the item again under warm running water for 30 seconds to remove any residual soap and blot dry with a dry lint-free towel. Wipe device with a lint-free towel that has been saturated in an EPA-approved, hospital-grade intermediate or high-level disinfectant (minimum 2.5% Glutaraldehyde solution), following the instructions for use provided by the disinfectant manufacturer. Dry with a dry lint-free towel.

- Detachable, Autoclavable Handpiece and inserts shall be sterilized in any conventional steam autoclave following manufacturer's instructions. A typical steam sterilization cycle is 132 +/- 2°C for 4 mins. (Vacuum) or 132 +/- 2°C for 15 mins. (Gravity), followed by a 15 minute minimum cool-down period. Use a steam sterilization pouch that is compliant with ISO 11140-1 Type 4 and ISO 11607-1 standards. Once items are sterilized, adhere to the shelf-life specified by the pouch manufacturer. After sterilization, inspect the device in the autoclave bag for integrity. If suspicion about the item exists, discard it and order a replacement from Parkell or your dealer.








• DO NOT USE DRY HEAT OR CHEMCLAVE THE HANDPIECE.







- The handpiece from Parkell is designed to withstand a minimum of 1000 autoclaving cycles when reprocessed as per the recommended procedure.

Questions?

If you have any questions contact Technical Support Service at (800) 243-7446, M-F from 8:30 AM to 5:00 PM EST or e-mail techsupport@parkell.com.

Explanation of Symbols Used


	Medical Safety Classification Symbol
	Qualified User Symbol
	Temperature limitations
	Do not use if package is damaged
	Follow instructions for use
	Keep dry
	Sterilizable in a steam sterilizer (autoclave) at the temperature specified

	Package contents
	Manufacturer
	Catalogue / stock number
	Unique Device Identifier
	Medical Device
	Do not dispose this product into the ordinary municipal waste or garbage system

parkell®

Parkell, Inc.
300 Executive Dr., Edgewood, NY 11717 USA
(800) 243-7446 • www.parkell.com

UK CA UKRP: Topdental (Products) Ltd
12 Ryefield Way, Silsden, W Yorks, BD20 0EF, United Kingdom

 **mt-g medical translation GmbH & Co KG**
Stuttgarter Straße 155, 89075 Ulm, Germany

 **MADE IN USA**  **1639**