

## INSTRUCTIONS FOR USE

**BluSep™**  
SEPARATING FILM

**parkell®**

Rx Only

For Safety Data Sheet (SDS)  
go to [www.parkell.com](http://www.parkell.com)

REF S385

A00403revF0220

**STORE AT ROOM TEMPERATURE IN A DARK LOCATION. AVOID FREEZING.**

### DESCRIPTION:

Parkell's BluSep™ separating film is a polymer-based, water-soluble separating liquid. It is useful as a barrier to prevent adhesion of C&B-Metabond® to those areas where bonding is undesirable (exterior of crown, proximal teeth). BluSep can be used as a cavity or crown preparation spacer to facilitate the removal of temporary resin materials, like Snap™ or SmarTemp®. It can also be used as a die release material on stone or epoxy.

### DIRECTIONS:

1. Dispense a drop or two of BluSep into a dappen dish. Recap immediately to avoid evaporation.
2. Apply to desired surfaces with any convenient device, e.g., MicroBrush®, fine brush, sponge pledget, etc.
3. Evaporate solvent with a gentle flow of air.
4. For greater film thickness or stronger releasing effect, repeat application.
5. BluSep will prevent resins, cements, adhesives, etc. from adhering to surfaces upon which it has been applied. They can be easily removed with any hand instrument.
6. BluSep is removed from surfaces by vigorous rinsing with water. If the blue material is not completely rinsed off by the water, gently rub the surface with a moistened toothbrush, moistened cotton roll or 2x2 gauze.

### PRECAUTIONS:

- Store at room temperature in a dark environment. If refrigerated, **AVOID FREEZING**. Should inadvertent freezing occur, permit the material to liquefy completely before use.
- Avoid contamination. Do not mix components with those of other materials. After use, dispose of leftover material in dappen dish. Do not return dispensed components to their original container.
- Avoid material over-run onto those surfaces to be bonded. BluSep will prevent bonding from occurring.
- Contains ethyl alcohol. Recap immediately after use to avoid excess solvent evaporation.
- Protect patient's eyes when using dental materials.

### WARNINGS:

This material is **NOT** for internal use, and is **CONTRAINDICATED** for use on or by persons who are sensitive to any of its ingredients. If signs of irritation develop, immediately stop use. If BluSep should get onto the skin or mucosa, wipe off with alcohol and wash thoroughly with copious water. If BluSep inadvertently gets into the eye(s), rinse thoroughly with running water. Contact a physician.

### HELPFUL HINTS:

- When cementing a crown or prosthesis, pre-coat those surfaces that are not to be bonded.
- After cavity or crown preparation, a coat of BluSep agent will prevent lock-on of temporary resins and/or cements.
- BluSep on stone or epoxy dies will serve as relief for minor undercuts as well as a separating agent to prevent lock-on of resins, waxes, etc.












*Continued*

## WARRANTY AND TERMS OF USE:

For full Warranty and Terms of Use information, please see [www.parkell.com](http://www.parkell.com).

Safety Data Sheets (SDS) are available at [www.parkell.com](http://www.parkell.com). Parkell's Quality System is certified to ISO 13485.

## EXPLANATION OF SYMBOLS USED

	Professional use only
	Follow instructions for use
	Temperature limit
	Keep away from sunlight
	Use-by date (expiration)
	Batch code
	Catalogue / stock number
	Package contents
	Do not use if package is damaged
	Manufacturer
	Single use only.

Formulated in Japan for:

# parkell®

300 Executive Dr., Edgewood, NY 11717 USA   
**Toll-Free:** (800) 243-7446 • **Phone:** (631) 249-1134  
**E-Mail:** [info@parkell.com](mailto:info@parkell.com) • **Web:** [Parkell.com](http://Parkell.com)