

INSTRUCTIONS FOR USE

Rx Only • EN

REF S020

AccuFilm® IV

Brush-On Marking Liquid

parkell®

A00176revF1019

DESCRIPTION

AccuFilm® IV is a non-toxic, easy-to-use, blue-colored marking liquid that assures clear markings of prematurities, high-spots and pressure areas on enamel and all dental materials.

INDICATIONS

AccuFilm IV is indicated for use by licensed dental professionals in the diagnosis of occlusal balance and restoration fit on patients undergoing restorative treatment.

CONTRAINDICATIONS

This product is contraindicated for use on or by individuals who have shown hypersensitivity to any of its components.

KIT INCLUDES

- One 10 ml bottle of AccuFilm IV marking liquid.
- One 20 ml bottle of clean-up solvent.

DIRECTIONS FOR USE

1. Shake well before using. Remove cap.
2. The brush included on the inside of the cap is for use in the dental laboratory setting only, where cross-contamination between patients is not possible. This brush is not to be used in a clinical setting, where contact with patient oral tissues can occur.
3. When used in a clinical setting, dip a disposable applicator brush (available separately) into the bottle and withdraw a small amount of AccuFilm liquid. Brush the liquid onto the surface to be marked and allow to dry completely (about 5 seconds) before registration of markings.
4. Perform the desired occlusal or fit analysis, and interpret the results by looking for perforation or compression of the layer of AccuFilm IV on the surface.

5. AccuFilm IV is removed from the surface with a cotton pellet moistened with either the clean-up solvent provided or ethyl alcohol.









SUGGESTIONS FOR USE

- Analysis of occlusal balance during restorative or prosthodontic treatment.
- Intra-oral recording of jaw motions when using Gothic Arch Tracer or Coble Balancer.
- Analysis of interproximal contact tightness of restorations.
- Location of internal binding areas of crowns, inlays, onlays, bridges or cast partial denture frames.
- Anywhere clean, crisp, easy-to-read contact markings are required.

WARRANTY AND TERMS OF USE


For full Warranty and Terms of Use information, please see www.parkell.com. Safety Data Sheets (SDS) are available at www.parkell.com. Parkell's Quality System is certified to ISO 13485.

EXPLANATION OF SYMBOLS USED

	Follow instructions for use		An immediate skin, eye or respiratory tract irritant, or narcotic
	Upper temperature limit		Batch code
	Flammable material		Catalogue number
	Health hazard		Use-by date (expiration)

Formulated in Germany for

parkell®

300 Executive Dr., Edgewood, NY 11717 
(800) 243-7446 • info@parkell.com • Parkell.com

EC|REP

Directa AB, Finvids väg 8, SE-194 47 Upplands Väsby, Sweden

